

1

2

3

4

5

6

RevNo

Revision note

Date

Signature

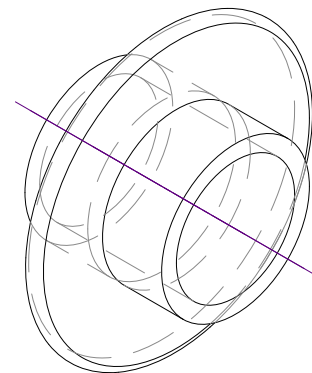
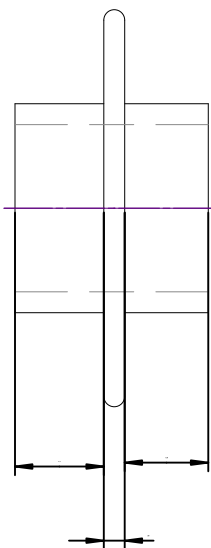
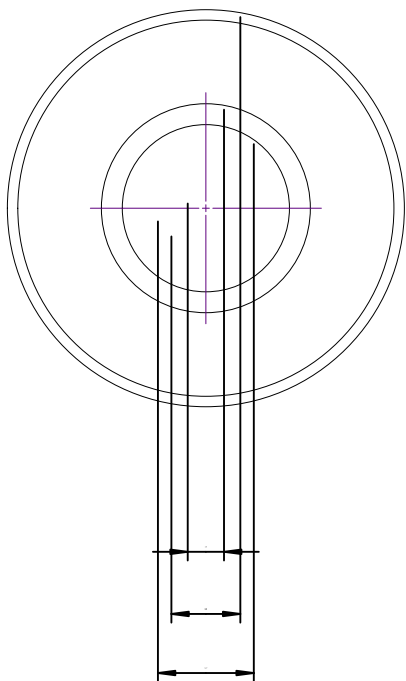
Checked

A

B

C

D



A

B

C

D

Itemref	Quantity	Title/Name, designation, material, dimension etc				Article No./Reference	
Drawn by John Olsen		Checked by	Approved by - date		File name	Date 25/8/10	Scale
			Motor Shaft Assembly Inner Flange				
			U16				Edition

1

2

3

6