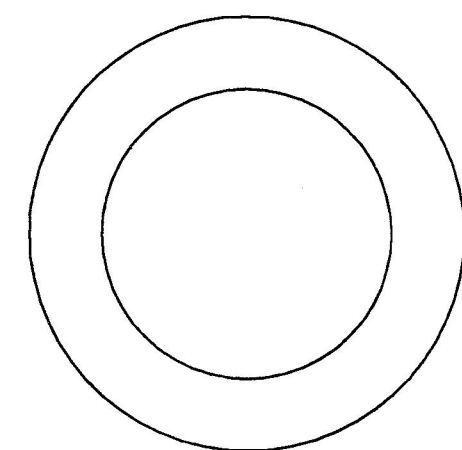


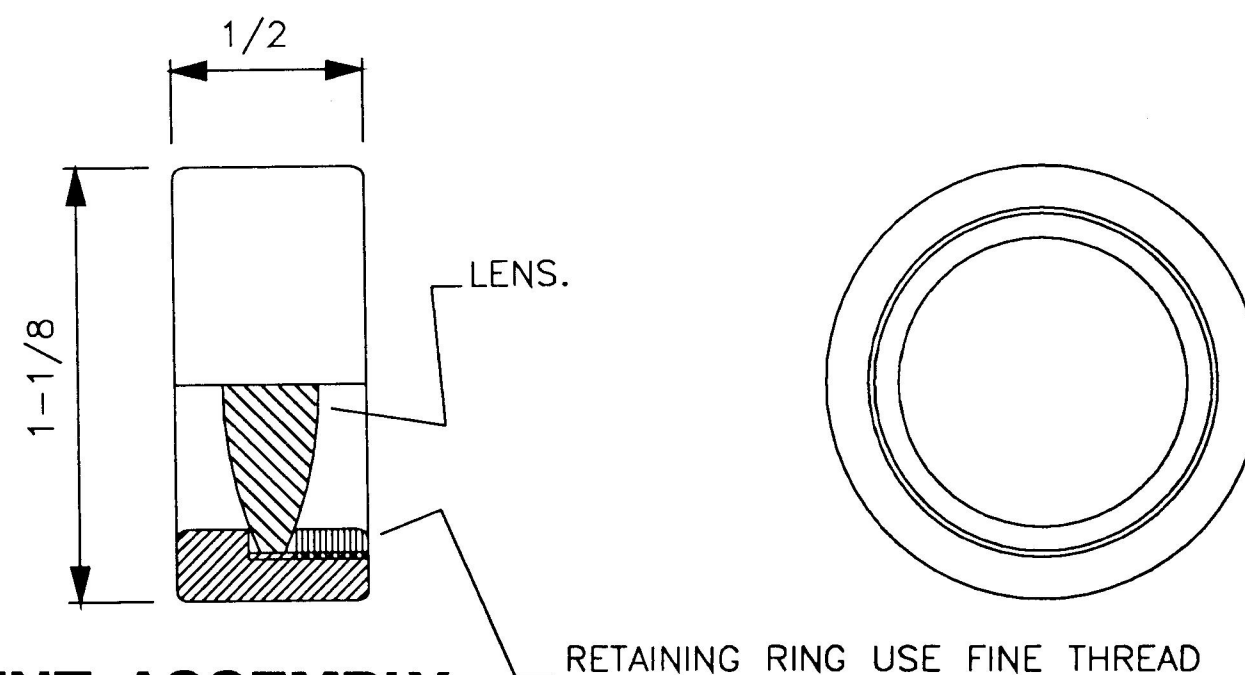
3 LENS MOUNT CARRIER

MATERIAL BRIGHT MILD STEEL.
HOLES.
A. DRILL AND C/BORE FOR
4BA CAP SCREWS.
B. TAP 6BA.
C. TO FIT ITEM 5.
D. 3/16.

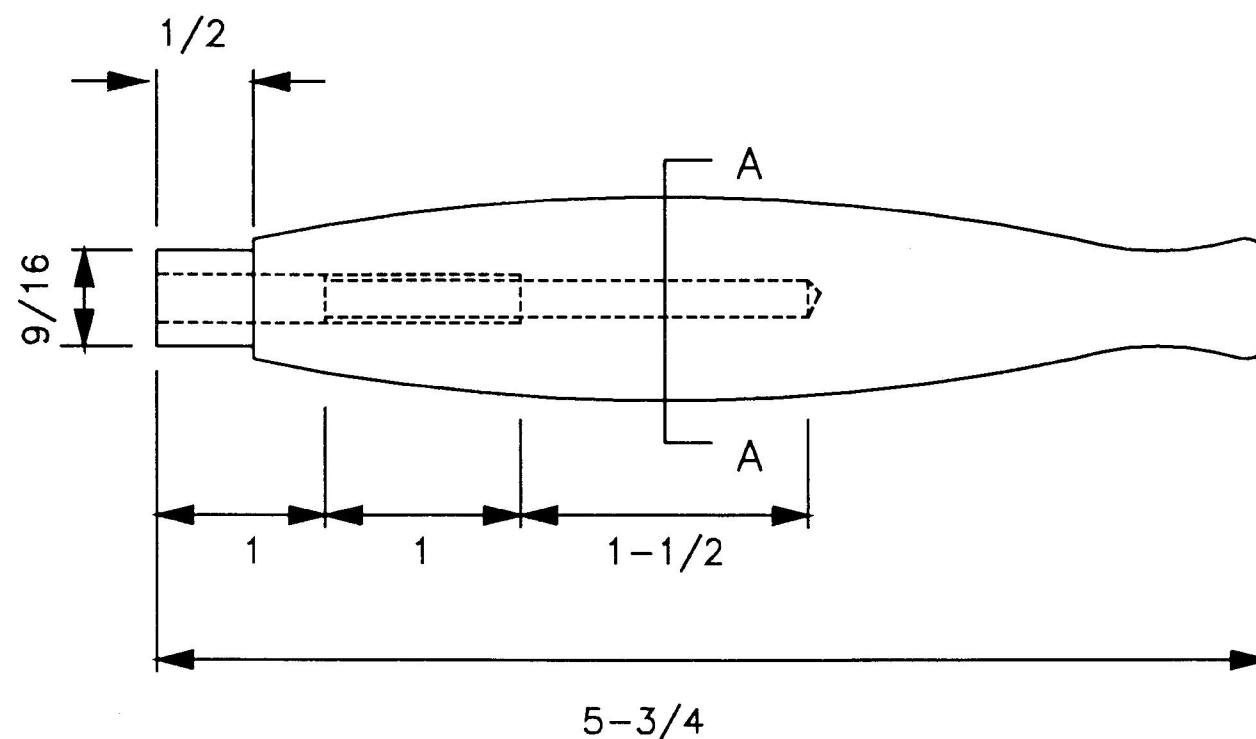
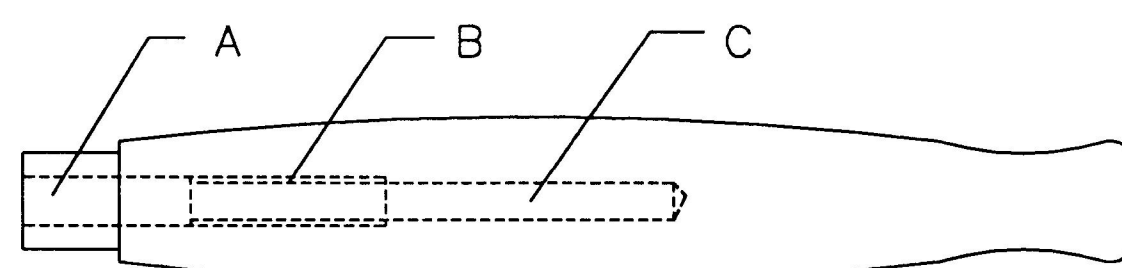
TOOLMAKERS HAMMER



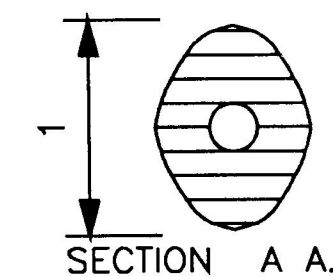
5 LENS MOUNT ASSEMBLY



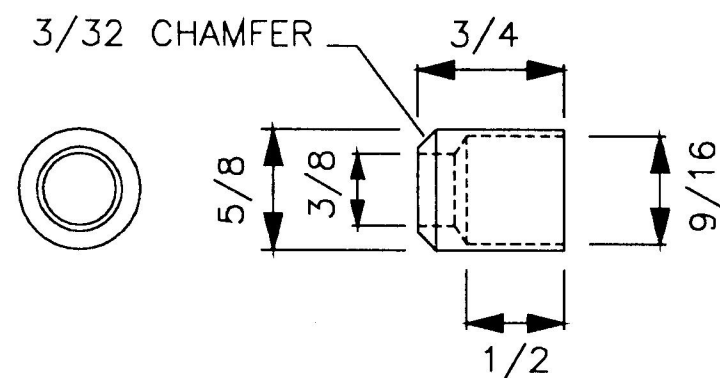
MAKE INSIDE OF ASSEMBLY TO
SUIT LENS BEING FITTED.
SCALE TWICE FULL SIZE.



6 HANDLE



A. 3/8 dia.
B. 3/8 WHIT.
C. 5/16 dia.
MATERIAL HARDWOOD.



7 FERRULE

MATERIAL. BRASS.

MATERIAL LIST LARGER SIZES.

- 1-3/4 X 5/16 INCH B.M.S.
- 2-1/2 INCHES.
- 3/4 INCH DIA SILVER STEEL
- 2-1/2 INCHES.
- 3/4 INCH DIA B.M.S.
- 3-1/2 INCHES.
- 1-1/4 INCH DIA BRASS
- 2 INCHES.
- 5/8 INCH DIA BRASS
- 2 INCHES.
- 1-1/4 X 1-1/4 HARD WOOD
- 8 INCHES.
- 4BA X 1/2 INCH LONG
- SOCKET CAP SCREWS.
- 2 REQUIRED.
- 6BA X 1/4 INCH LONG
- SOCKET GRUB SCREW
- 1 REQUIRED.

NOTES

a. DRAWN FIRST ANGLE.



b. DIMENSIONS IN INCHES.

c. SILVER SOLDER ITEM 4 INTO ITEM 3.

d. USE RESIN ADHESIVE TO FIT ITEM 2
INTO ITEM 1.

e. SHAPE ITEM 3 TO BLEND INTO ITEM 4
AFTER FITTING.

f. HARDEN AND TEMPER (DARK STRAW)
ITEM 2.

g. TURN HANDLE ITEM 6 THEN SHAPE
IN CENTRE TO GIVE SECTION AS
INDICATED.

h. DIMENSIONS OF ITEMS 3 AND 5 MAY
REQUIRE CHANGING TO SUIT AVAILABLE
LENS.